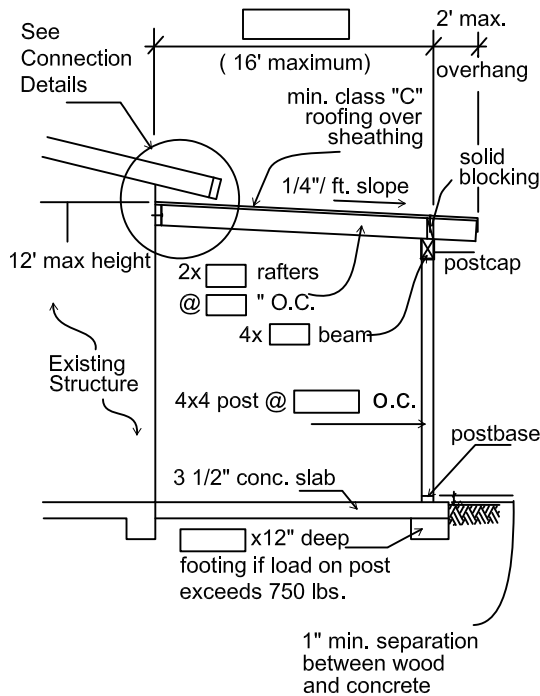


A building permit is required to construct a patio cover. Please bring two (2) copies of the following to the building department when applying for a building permit:

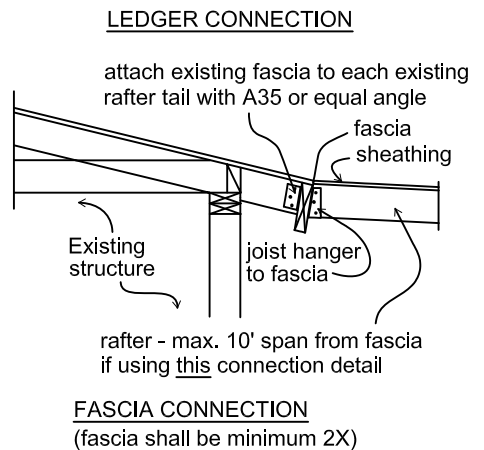
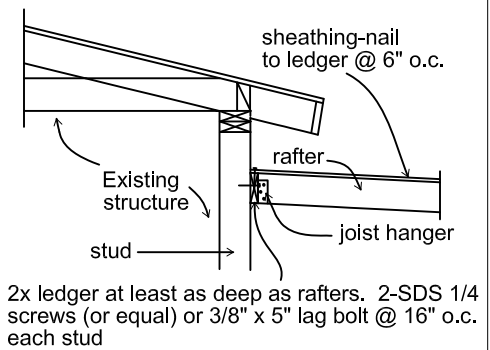
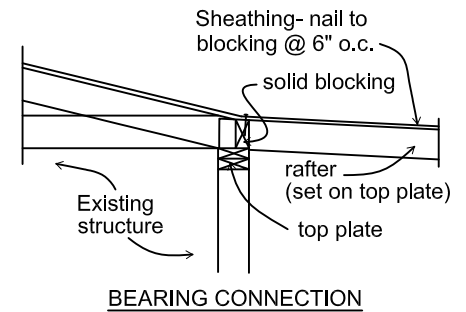
1. On a separate sheet, draw a plot plan showing the location of the patio cover in relation to the house. Include the overall dimensions of the patio cover as well as the dimensions to adjacent structures, property lines, pools, and septic systems.
2. On this sheet, fill in the blanks where indicated by a box. ( ) Any deviation from the plans shall be clearly indicated and approved by the building department. Patio covers at elevations over 3500 feet are subject to snow loads and may differ from this plan. The building department permit technician can assist you if necessary.
3. For additional wall covering and opening requirements refer to Appendix H of the California Residential Code.
4. This design does not provide for future conversion to habitable space.
5. This detail does not apply to patio covers in a Fire Hazard Severity Zone.



LL = 10psf; DL = 10psf; DF-L #2

RAFTER SIZE	SPACING	MAX. SPAN
	12"	16'-0"
2x6	16"	15'-5"
	24"	13'-6"
2x8	24"	16'-0"

BEAM SIZE	MAX. SPAN
4X6	6'
4X8	8'
4X10	10'
4X12	12'



K:\BuildingDev\Office Survey\Drafting\ARCHIVE\COREL\BID\RAFTR\_CRC Plotted: 01/01/2017

Kern County Public Works  
 Building & Development  
 Building Inspection Division  
 2700 M Street, Suite 100  
 Bakersfield, CA. 93301 (661) 862-8650

1/01/17 - 2016 CRC

# Residential Patio Covers